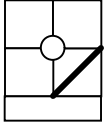


Tee Ball Scoring

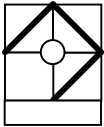
3	2
4	1

Tee ball scoring is not difficult. The four quadrants in the book correspond to the four bases in the order numbered (see picture at left). In the book, however, these will not be numbered. The small rectangle at the bottom is not used in tee ball. It is used for recording balls and strikes, etc. in baseball.

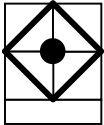
All scoring in the scorebook is done in pencil only. Do not use pen.



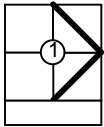
Once the batter has hit the ball, he/she will run to first base. If they make it there safely, you record this by crossing off the first base box on the scorebook.



As runner progress around the bases, cross off the quadrants corresponding to the bases they reach. At left, the runner has successfully reached 3rd base.

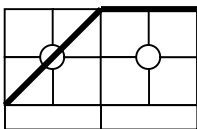


When a runner makes it home safely, the fourth quadrant is crossed off and the centre circle is coloured in to indicate a run scored.



If a runner is given out at a base, the quadrants are crossed off to show how far they got safely, then a number goes in the centre circle to indicate which 'out' it is in that innings (1, 2, or 3). In the example at left, the runner got to 2nd base safely, but was put out going to 3rd then the runner was the first out of the innings.

An innings is over when 3 'outs' are made, or when 6 runs have been scored, whichever comes first. If 5 runners have already come home in an innings, and two runners then cross the plate on another play, only one of the runs counts towards the overall score. A team cannot score more than 6 runs in an innings.



Each column in the scorebook represents an innings. When an innings is over, a diagonal line is drawn through the next batter's scorebox, and a horizontal line is ruled above that batter's scorebox in the next column/innings. This is to indicate the innings is over and where the next innings begins (i.e. who bats first in the next innings).

4	6	1
	10	11

At the bottom of each column is a totals box, divided in two. In the upper-left half you write the runs scored in that innings. In the lower-right half, you write the cumulative score. Only the individual innings scores get written on the result card (more on result cards later).

On the next page is a sample scoresheet for two innings.

Fred Smith		
Jan Smith		
Sarah Smith		
Bill Smith		
John Smith		
Robert Smith		
Jim Smith		
Leonie Smith		
Caitlin Smith		
Brett Smith		
Graham Smith		
Darryl Smith		
	2	6
	2	8

In this example, Fred & Jan Smith have made it home safely in the first innings, but Sarah has been left on 3rd base. Robert was the 3 out and that ended the innings before Sarah could get home.

2 runs were scored for the innings (Fred and Jan's) so the total for the innings is 2 and the cumulative total is also 2.

In the second innings, the batters did really well. Lots of runners made it home safely, culminating in a home run by Bill that brought 3 other runners home. In tee ball scoring there is no way on indicating a home run other than to show that the batter was safe at all bases.

Unfortunately, because of the 6 run limit, even though 8 runners made it home, only 6 of the runs count. Because 6 runners have made it home, the innings is over, even though only two batters have been given out (Jan & Sarah).

The total for the innings is, therefore, 6 and the cumulative total is 8.

Result Sheets

Result sheets must be filled in at the completion of each game. They should be completed in pen and signed by the scorer and, usually, by the plate umpire.

Most of the front of the result sheets is pretty straightforward. At the very least, you need to fill in who played whom (remember to list the sides in the same order as in the draw), the date and time of the game and the name of the ground at which the game was played.

When it comes to filling in the score, list the 'away' team first, then the 'home'. This is because the 'away' team bats first in any game. The side listed first in the draw is the 'home' team, even if they are not playing at their home ground. Write the individual innings scores in the boxes provided, and final total in the rightmost box.

There are probably a few more details to be filled out on the front of the result sheet. Please make sure they are all completed.

On the back of the result sheet, you need to list the players for both teams. This is very important and the association recorder will check the result sheets every week. If there are errors or the result sheets is not completed, we can get either a fine or loss of points from the game. Please don't make the club recorder have to chase up team managers every week for incomplete or wrongly completed result sheets.

The completed result sheets should be returned to the Comets clubhouse and placed in the plastic holder located to the left hand side of the canteen door after every game. If, for any reason, you get to Jannali and the clubhouse is closed, just slide the result sheet under the clubhouse door. The club recorder will pick it up on Sunday (after all the Minor League games have also been completed).

As with any other issues to do with the club, if you have any problems or suggestions relating to any of this, please talk to your manager first. If the issue cannot be resolved at team level, the club President and/or Secretary will be more than happy to talk to you and try to find a solution.